



Statement Showing Shareholding Pattern

Name of the Company :		FOURTH GENERATION INFORMATION SYSTEMS LIMITED						
Scrip Code :		532403	Quarter Ended :			30.09.2009		
Category code	Category of Shareholder	Number of Shareholders	Total number of shares	Number of shares held in dematerialized form	Total shareholding as a percentage of total		Shares Pledged or otherwise encumbered	
					As a percentage of (A+B) ¹	As a percentage of (A+B+C)	Number of shares	As a percentage
(A)	Shareholding of Promoter and Promoter Group²							
1	Indian							
(a)	Individuals/ Hindu Undivided Family	8	9551950	1101900	15.32	15.32	0	0.00
(b)	Central Government/ State Government(s)							
		0	0	0	0.00	0.00	0	0.00
(c)	Bodies Corporate	0	0	0	0.00	0.00	0	0.00
(d)	Financial Institutions/ Banks	0	0	0	0.00	0.00	0	0.00
(e)	Any Others(Specify)	0	0	0	0.00	0.00	0	0.00
(e-i)								
(e-ii)								
	Sub Total(A)(1)	8	9551950	1101900	15.32	15.32	0	0.00
2	Foreign							
a	Individuals (Non-Residents Individuals/ Foreign Individuals)	0	0	0	0.00	0.00	0	0.00
b	Bodies Corporate	0	0	0	0.00	0.00	0	0.00
c	Institutions	0	0	0	0.00	0.00	0	0.00
d	Any Others(Specify)	0	0	0	0.00	0.00	0	0.00
d-i								
d-ii								
	Sub Total(A)(2)	0	0	0	0.00	0.00	0	0.00
	Total Shareholding of Promoter and Promoter Group (A)= (A)(1)+(A)(2)	8	9551950	1101900	15.32	15.32	0	0.00
(B)	Public shareholding							
1	Institutions							
(a)	Mutual Funds/ UTI	0	0	0	0.00	0.00	0	0.00
(b)	Financial Institutions/ Banks	0	0	0	0.00	0.00	0	0.00
(c)	Central Government/ State Government(s)							
		0	0	0	0.00	0.00	0	0.00
(d)	Venture Capital Funds	0	0	0	0.00	0.00	0	0.00
(e)	Insurance Companies	0	0	0	0.00	0.00	0	0.00
(f)	Foreign Institutional Investors	0	0	0	0.00	0.00	0	0.00
(g)	Foreign Venture Capital Investors	0	0	0	0.00	0.00	0	0.00
(h)	Any Other (specify)	0	0	0	0.00	0.00	0	0.00
(h-i)								
(h-ii)								
	Sub-Total (B)(1)	0	0	0	0.00	0.00	0	0.00
B 2	Non-institutions							
(a)	Bodies Corporate	213	3048320	3048320	4.89	4.89	0	0.00
(b)	Individuals							
I	Individuals -i. Individual shareholders holding nominal share capital up to Rs 1 lakh	6696	33261873	33015323	53.33	53.33	0	0.00
II	ii. Individual shareholders holding nominal share capital in excess of Rs. 1 lakh	107	12431994	12168494	19.93	19.93	0	0.00
(c)	Any Other (specify)							
(c-i)	Clearing Members	7	13600	13600	0.02	0.02	0	0.00
(c-ii)	Non Resident Indians	13	223890	223890	0.36	0.36	0	0.00
(c-iii)	Overseas corporate Bodies	17	3835373	285373	6.15	6.15	0	0.00
	Sub-Total (B)(2)	7053	52815050	48755000	84.68	84.68	0	0.00
(B)	Total Public Shareholding (B)= (B)(1)+(B)(2)	7053	52815050	48755000	84.68	84.68	0	0.00
	TOTAL (A)+(B)	7061	62367000	49856900	100.00	100.00	0	0.00
(C)	Shares held by Custodians and against which Depository Receipts have been issued	0	0	0	0.00	0.00	0	0.00
	GRAND TOTAL (A)+(B)+(C)	7061	62367000	49856900	100.00	100.00	0	0.00




(I)(b) Statement showing Shareholding of persons belonging to the category
"Promoter and Promoter Group"

Sr. No.	Name of the shareholder	Total shares held		Shares pledged or otherwise encumbered		
		Number of shares	As a % of grand total (A)+(B)+(C)	Number	As a percentage	As a % of grand total (A)+(B)+(C) of sub-clause (I)(a)
1	Raghu Vyas	1101900	1.77	0	0.00	0.00
2	T Srivenkata Ramana	2550050	4.09	0	0.00	0.00
3	C N Sunitha	2900000	4.65	0	0.00	0.00
4	Chennamma	1100000	1.76	0	0.00	0.00
5	C N Somasekhar Reddy	600000	0.96	0	0.00	0.00
6	R.Anup Kumar Reddy	500000	0.80	0	0.00	0.00
7	Hema Kolluri	400000	0.64	0	0.00	0.00
8	T Vijaya Kathyayani	400000	0.64	0	0.00	0.00
9						
10						
11						
TOTAL		9551950	15.32	0	0.00	0.00




(I)(c) Statement showing Shareholding of persons belonging to the category
"Public" and holding more than 1% of the total number of shares

Sr. No.	Name of the shareholder	Number of shares	Shares as a percentage of total number of shares {i.e., Grand Total (A)+(B)+(C) indicated in Statement at para (I)(a) above}
1	Intra Link Info Systems Inc	1800000	2.89
2	IT Connections Inc	1300000	2.08
3			
4			
5			
6			
7			
8			
9			
10			
TOTAL		3100000	4.97



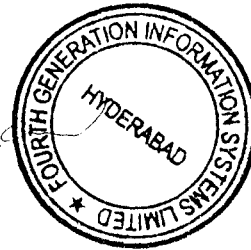
(I)(d) Statement showing details of locked-in shares

Sr. No.	Name of the shareholder	Number of locked-in shares	Locked-in shares as a percentage of total number of shares (i.e., Grand Total (A)+(B)+(C) indicated in Statement at para (I)(a) above)
1	Nil		0.00
2			
3			
4			
5			
6			
7			
8			
9			
TOTAL Nil		0	0.00



(H)(a) Statement showing details of Depository Receipts (DRs)

Sr. No.	Type of outstanding DR (ADRs, GDRs, SDRs, etc.)	Number of outstanding DRs	Number of shares underlying outstanding DRs	Shares underlying outstanding DRs as a percentage of total number of shares {i.e., Grand Total (A)+(B)+(C) indicated in Statement at para (I)(a) above}
1	Nil	0	0	0.00
2				
3				
4				
5				
6				
7				
8				
9				
TOTAL		0	0	0.00



(II)(b) Statement showing Holding of Depository Receipts (DRs), where underlying shares are in excess of 1% of the total number of shares

Sr. No.	Name of the DR Holder	Type of outstanding DR (ADRs, GDRs, SDRs, etc.)	Number of shares underlying outstanding DRs	Shares underlying outstanding DRs as a percentage of total number of shares (i.e., Grand Total (A)+(B)+(C) indicated in Statement at para (I)(a) above)
1	Nil	0	0	0.00
2				
3				
4				
5				
6				
7				
8				
9				
TOTAL			0	0.00

